

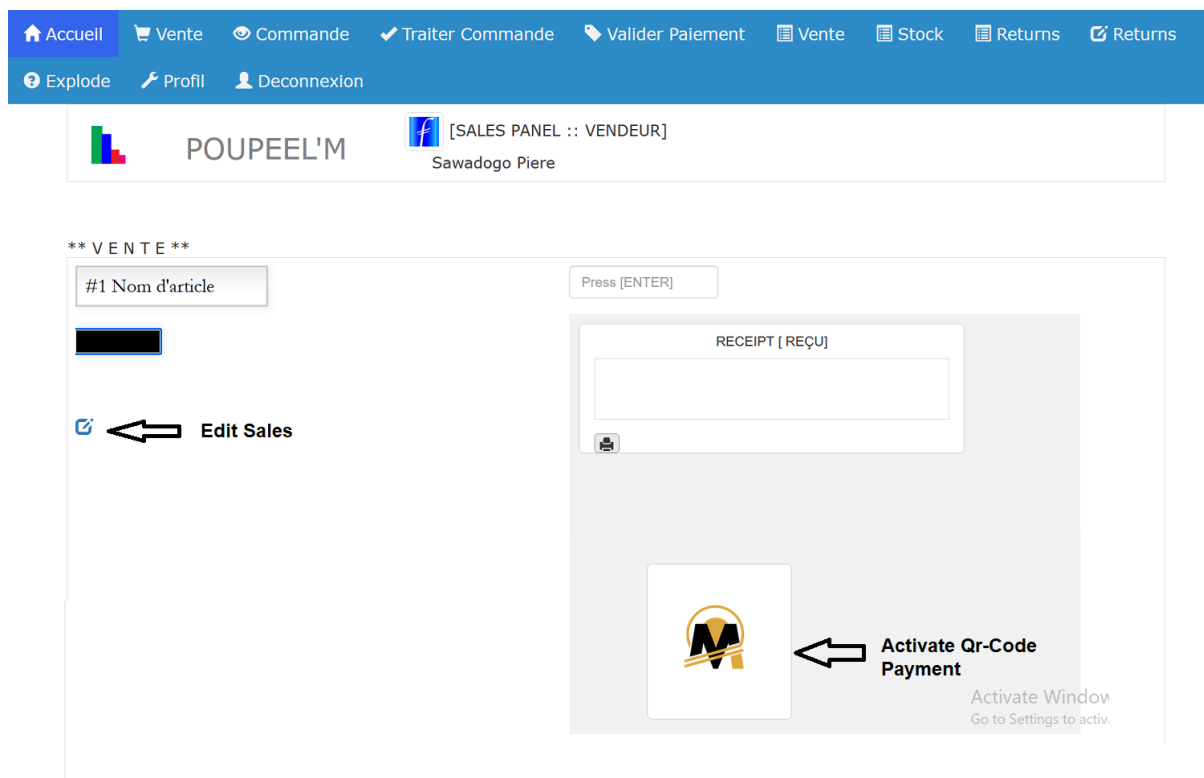
HAND BOOK

TELLER

A stable, cloud based inventory management system with smart tools integration possibilities (smart phones, barcode reader, thermal printer...). It is tailored to manage small to mega businesses, fits every budget, and is very user friendly too.

Included:

- Hybrid Pay API
- Qr-Code Payment terminal
- Online sale possibilities
- On demand add-ons



Sign In



Code D'Acces

81-06

Mot de passe

● ● ● ●

Connexion



SALE

There are two methods to sell articles:

1/ Direct Sale

Select this menu to begin a sale. It's important to note that a sale cannot be concluded if the quantity of the article to be sold is less than the quantity available in the store.

Use the provided search engine to select the article to be sold. You can alternatively scan the article to be sold with a barcode reader. If you are using a barcode reader, you just click on the Sales menu and scan the barcode of the article. You **MUST NOT** place the cursor in the search field during scanning.

** VENTE **

gu

• Guinness 65 CL Stock 189



Press [ENTER]

RECEIPT [REÇU]

ARTICLES	QTY	U P	TOTAL
CASTLE 65 CL	2	800	1,600
NET TOTAL			1,600



Click on the selected article. Type the quantity and click the **Post** button.

**** VENTE ****

☒ Guinness 65 CL (Stock 189) XAF 1,200
☒ Min. P XAF 1,200
☒ Qty * :
☒ Price * :

RECEIPT [REÇU]

ARTICLES	QTY	U P	TOTAL
CASTLE 65 CL	2	800	1,600
NET TOTAL			1,600

The details of the sale will appear automatically on the RECEIPT panel.

**** VENTE ****

☒  **Edit Sales**
[Mis a jour vente]

RECEIPT [REÇU]

ARTICLES	QTY	U P	TOTAL
Assorted Dress	2	5,000	10,000
Guinness 65 CL	1	1,200	1,200
CASTLE 65 CL	2	800	1,600
NET TOTAL			12,800

To modify sale, click on the Edit icon as shown above. You can either delete or add sale using their respective icons as shown below.

** VENTE **



Articles		Qty [Qte]
Assorted Dress		2
Guinness 65 CL		1
CASTLE 65 CL		2



Press [ENTER]

RECEIPT [REÇU]

ARTICLES	QTY	U P	TOTAL
Assorted Dress	2	5,000	10,000
Guinness 65 CL	1	1,200	1,200
CASTLE 65 CL	2	800	1,600
NET TOTAL			12,800



** VENTE **

#1 Nom d'article



Press [ENTER]

RECEIPT [REÇU]

ARTICLES	QTY	U P	TOTAL
Guinness 65 CL	1	1,200	1,200
CASTLE 65 CL	2	800	1,600
NET TOTAL			2,800



** VENTE **



Articles		Qty [Qte]
Guinness 65 CL		1
CASTLE 65 CL		2



Press [ENTER]

RECEIPT [REÇU]

ARTICLES	QTY	U P	TOTAL
Guinness 65 CL	1	1,200	1,200
CASTLE 65 CL	2	800	1,600
NET TOTAL			2,800



** VENTE **

2

Add sale?

Press [ENTER]

RECEIPT [REÇU]

ARTICLES	QTY	U P	TOTAL
Guiness 65 CL	1	1,200	1,200
CASTLE 65 CL	2	800	1,600
NET TOTAL			2,800



Qr-code Payment

If the clients decides to pay using Qr-Code, you will need to first **ACTIVATE** your Qr-Code. Activating your Qr-Code will automatically transfer the amount to be deducted from the clients account in local currency, to the Hybrid Money platform. If your Qr-Code is not activated, the payment will not be processed.

** VENTE **

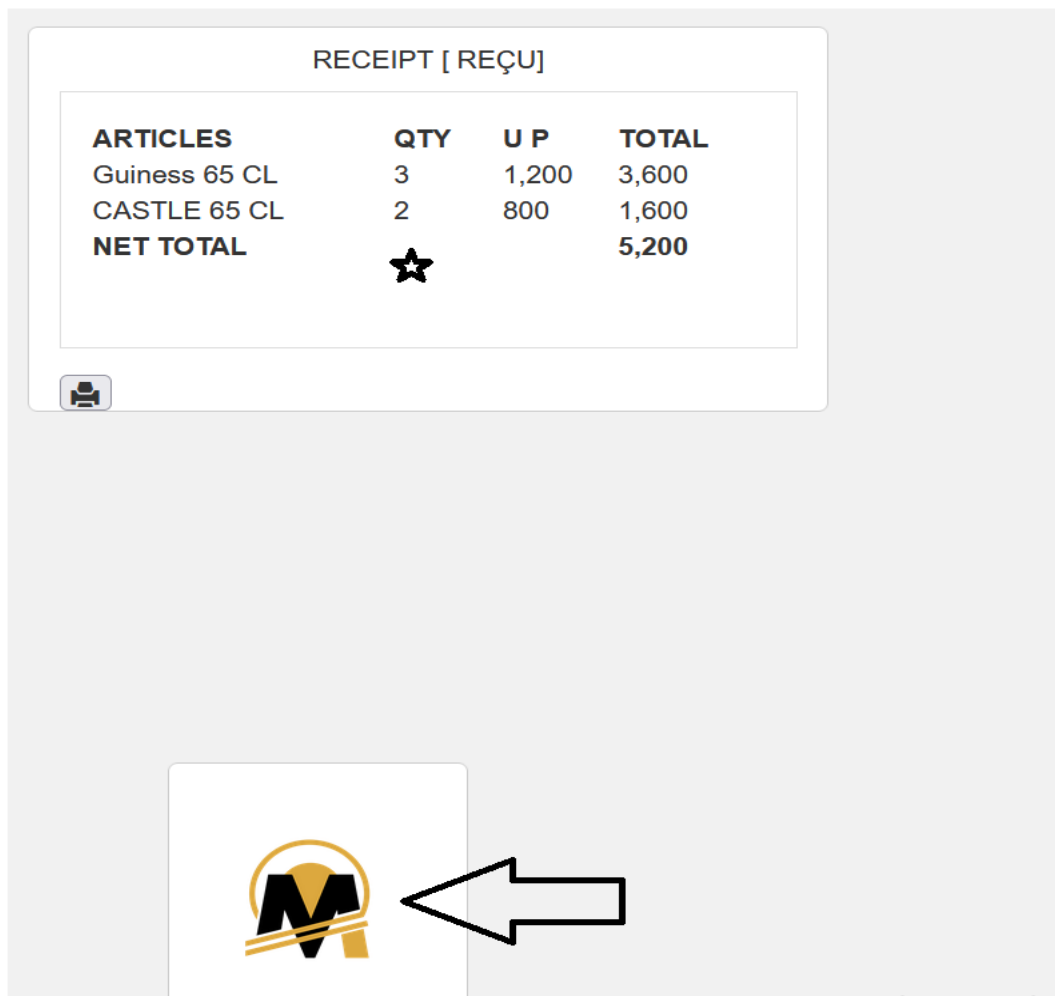
#1 Nom d'article

Press [ENTER]

RECEIPT [REÇU]

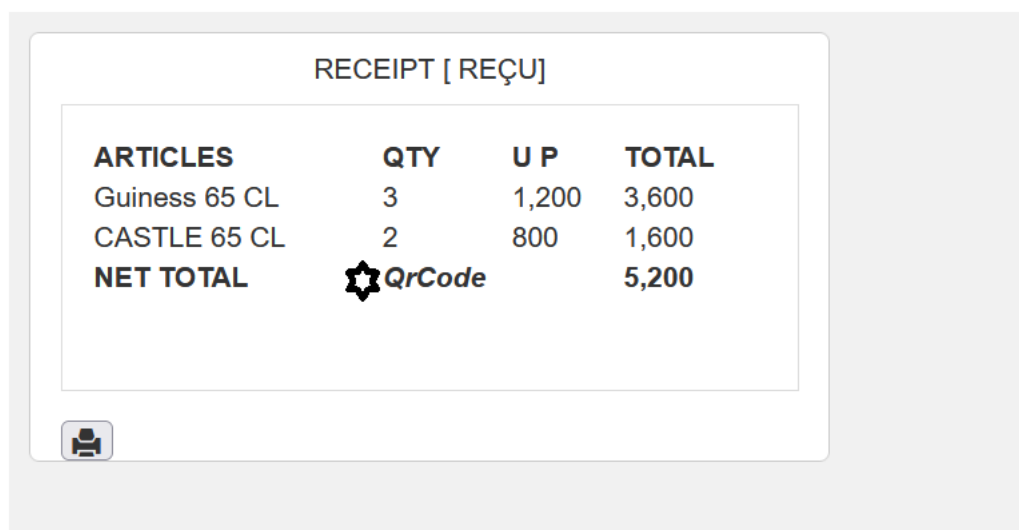
ARTICLES	QTY	U P	TOTAL
Guiness 65 CL	3	1,200	3,600
CASTLE 65 CL	2	800	1,600
NET TOTAL			5,200





ACTIVATE Qr-Code: Just click on the Hybrid Money icon.


NOTICE Qr-code on the RECEIPT panel next to NET TOTAL



Qr-Code will appear next to the NET TOTAL as shown above.

The Client will then scan the Qr-Code to begin the payment journey.

SCAN TO PAY




SCAN TO PAY

Step 1

A screenshot of a mobile payment app interface. At the top, there is a progress bar with three steps. Step 1 is highlighted with a yellow circle and contains the text "1 HYBRID PAY Amount[Montant] XOF 5,200". Below this, it says "Service Sawadogo Piere". Step 2 is highlighted with a yellow circle and contains the text "2 PAY OPTIONS [OPTIONS DE PAIEMENT]". Below this, there are two options: "Hybrid Account [Compte]?" and "Hybrid Coin [Monnaie]?". The "Hybrid Account [Compte]?" option is circled in red, and a black arrow points to it from the right.

Select a Payment Option. Hybrid Account selected. NOTICE AMOUNT

Step 2



Pay with Coin? [Payer avec Monnaie]


1 Amount [Montant]
XOF 5,200

2 Account No.

Password

Check Me Out! [Payer Maintenant]

Type Account No. and Password
Step 3



Pay with Coin? [Payer avec Monnaie]

1 Amount [Montant]
XOF 5,200

2 Account No.


20-03-50-15-07-36-4

Password

.....

Check Me Out! [Payer Maintenant]

Hit the CHECK ME OUT button
Step 4



Successful Payment
[Paiement réussi]

HYBRID PAY
* Thu, 06 Jul 2023 11:49:05

* Wendpanga et Freres/
266598410


* Service **Sawadogo Piere**
* Client **Willy/Asah**

* TOTAL(TTC) **XOF 5,200.00**

Print [Imprimer]

RECEIPT [REÇU]

ARTICLES	QTY	U P	TOTAL
Guiness 65 CL	3	1,200	3,600
CASTLE 65 CL	2	800	1,600
NET TOTAL		<u>HBM</u>	5,200





Notice HBM

HBM indicates payment was successful

Print Receipt: Click the printer icon

RECEIPT [REÇU]

ARTICLES	QTY	U P	TOTAL
Guinness 65 CL	3	1,200	3,600
CASTLE 65 CL	2	800	1,600
NET TOTAL	HBM		5,200



RECEIPT [REÇU]

ARTICLES	QTY	U P	TOTAL
Guinness 65 CL	3	1,200	3,600
CASTLE 65 CL	2	800	1,600
NET TOTAL	HBM		5,200



Imprimer1 feuille de papier

Destination

 NPIC1ECFF (HP Color La... ▾

Copies

1 ▴ ▾

Orientation

Portrait

Paysage

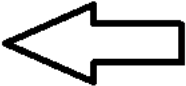
Pages

Toutes ▾

Mode de couleur

Couleur ▾

Press [ENTER]



RECEIPT [REÇU]

ARTICLES	QTY	U P	TOTAL
Guinness 65 CL	3	1,200	3,600
CASTLE 65 CL	2	800	1,600
NET TOTAL	HBM		5,200

Conclude Sale: Place your cursor in the Press [ENTER] field and hit Enter on the keyboard.

Press [ENTER]

RECEIPT [REÇU]



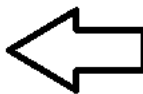
Closing the day:

Click on A/C BALANCE [SOLDE] to view the total amount collected with Hybrid Money.

NB: DAILY BALANCE ONLY



A/C BALANCE [SOLDE]



//*****

HYBRID MONEY

* **Date** Thu, 06 Jul 2023 20:08:02
* **Matricule** 051243
* **Store Code** 0873
* **A/C Balance [Solde]** XOF 9,600
